

Actuators

Series 8602/3



www.stahl.de



- > Large selection of actuators
 - Pushbuttons
 - Mushroom pushbuttons
 - Rotary actuators
 - Key-operated switches
 - Mushroom stay-put buttons with key lock
 - Mushroom stay-put buttons
 - Twin pushbuttons
 - Illuminated pushbuttons
 - Potentiometer bezels
 - Indicator lamp bezels
- > IP 66 according to EN 60529



E4

Thanks to their special technical features, the actuators from the 8602/3 series can withstand the most extreme conditions. In addition to the application option for use in ambient temperatures from -60 °C to +70 °C, the IP degree of protection, IP66, is maintained in accordance with EN60529. It is also possible to actuate up to four contact elements from the 8082 series with a single axial actuator from the 8602/3 series. The coding option of the key switches and rotary switches is innovative and one-of-a-kind. Integrated coding allows you to adjust the "latching/spring return" and / or "key not removable" functions at any time without additional accessories. A versatile set of accessories consisting of label holders and locking devices is available.








Zone	ATEX / IECEx					
	0	1	2	20	21	22
For use in		x	x		x	x

WebCode 8602A

Actuators

Series 8602/3

Selection Table

Version	Picture	Assembly	Description	Order number	Weight kg	
Pushbutton		001	with BK button label; select other labels from the accessories	8602C3-001-B	0.034	
		001	with BK button label; select other labels from the accessories	8602C3-001-S	0.034	
Mushroom pushbutton		003	39 mm mushroom diameter, black, with black button label; select other labels from the accessories	8602C3-003-B	0.050	
		003	39 mm mushroom diameter, black, with black button label; select other labels from the accessories	8602C3-003-S	0.050	
		004	39 mm mushroom diameter, red / black, with red button label; select other labels from the accessories	8602C3-004-B	0.050	
		004	39 mm mushroom diameter, red / black, with red button label; select other labels from the accessories	8602C3-004-S	0.050	
		014	55 mm mushroom diameter, red / black, with red button label; select other labels from the accessories	8602C3-014-B	0.055	
		014	55 mm mushroom diameter, red / black, with red button label; select other labels from the accessories	8602C3-014-S	0.055	
		703	55 mm mushroom diameter, black, with black button label; select other labels from the accessories	8602C3-703-B	0.055	
		703	55 mm mushroom diameter, black, with black button label; select other labels from the accessories	8602C3-703-S	0.055	
	Mushroom stay-put button with key lock		006	39 mm mushroom diameter, red / black, with MS1 locking device	8602C3-006-B	0.075
			006	39 mm mushroom diameter, red / black, with MS1 locking device	8602C3-006-S	0.075
006			39 mm mushroom diameter, red / black, MS locking device (specify as text when placing an order)	8602C3-006-B	0.075	
006			39 mm mushroom diameter, red / black, MS locking device (specify as text when placing an order)	8602C3-006-S	0.075	
		009	39 mm mushroom diameter, red / yellow, with yellow backing plate, for EM-STOP function, with MS1 locking device	8602C3-009-B	0.075	
		009	39 mm mushroom diameter, red / yellow, with yellow backing plate, for EM-STOP function, with MS1 locking device	8602C3-009-S	0.075	
		009	39 mm mushroom diameter, red / yellow, with yellow backing plate, for EM-STOP function, MS locking device (specify as text when placing an order)	8602C3-009-B	0.075	
		009	39 mm mushroom diameter, red / yellow, with yellow backing plate, for EM-STOP function, MS locking device (specify as text when placing an order)	8602C3-009-S	0.075	
Order Number Supplement						
Sealing material	Silicone-free (NBR)			8602C3-xxx-B		
	Silicone			8602C3-xxx-S		

Actuators

Series 8602/3



Selection Table

Version	Picture	Assembly	Description	Order number	Weight kg	
Key-operated switch		008	MS1, 2 switching positions	8602C3-008-B-M01-02-MS01	0.050	
		008	MS1, 2 switching positions	8602C3-008-S-M01-02-MS01	0.050	
		008	MS..., 2 switching positions	8602C3-008-B-M01-02-MS..	0.050	
		008	MS..., 2 switching positions	8602C3-008-S-M01-02-MS..	0.050	
			008	KMS1, 2 switching positions	8602C3-008-B-M01-02-KMS01	0.060
			008	KMS1, 2 switching positions	8602C3-008-S-M01-02-KMS01	0.060
			008	KMS..., 2 switching positions	8602C3-008-B-M01-02-KMS..	0.060
			008	KMS..., 2 switching positions	8602C3-008-S-M01-02-KMS..	0.060
		008	MS1, 3 switching positions	8602C3-008-B-M03-03-MS01	0.050	
		008	MS1, 3 switching positions	8602C3-008-S-M03-03-MS01	0.050	
		008	MS..., 3 switching positions	8602C3-008-B-M03-03-MS..	0.050	
		008	MS..., 3 switching positions	8602C3-008-S-M03-03-MS..	0.050	
		008	KMS1, 3 switching positions	8602C3-008-B-M03-03-KMS01	0.060	
		008	KMS1, 3 switching positions	8602C3-008-S-M03-03-KMS01	0.060	
		008	KMS..., 3 switching positions	8602C3-008-B-M03-03-KMS..	0.060	
		008	KMS..., 3 switching positions	8602C3-008-S-M03-03-KMS..	0.060	
	Rotary actuator, axial		726	2 switching positions, 0/OFF I/ON label provided separately; not padlockable	8602C3-726-B-M01-02-E08	0.040
			726	2 switching positions, 0/OFF I/ON label provided separately; not padlockable	8602C3-726-S-M01-02-E08	0.040
			726	3 switching positions, I 0 II label provided separately; not padlockable	8602C3-726-B-M03-03-E03	0.040
			726	3 switching positions, I 0 II label provided separately; not padlockable	8602C3-726-S-M03-03-E03	0.040
		727	2 switching positions, 0/OFF I/ON label provided separately; padlockable	8602C3-727-B-M01-02-E08	0.040	
		727	2 switching positions, 0/OFF I/ON label provided separately; padlockable	8602C3-727-S-M01-02-E08	0.040	
		727	3 switching positions, I 0 II label provided separately; padlockable	8602C3-727-B-M03-03-E03	0.040	
		727	3 switching positions, I 0 II label provided separately; padlockable	8602C3-727-S-M03-03-E03	0.040	
Order Number Supplement						
Sealing material		Silicone-free (NBR)			8602C3-xxx-B	
	Silicone			8602C3-xxx-S		

E4

Actuators

Series 8602/3

Selection Table










Version	Picture	Assembly	Description	Order number	Weight kg	
Rotary actuator, large	The padlocking capability can be determined using the enclosed closing parts. The standard 0/OFF I/ON label is included in the uninstalled assemblies. Other labels must be ordered separately.					
		728	Black handle, black protective collar, Ø65, handle in 90° position, pre-installed with 0/OFF I/ON label	8602C3-728-B-90X-E02	0.036	
		728	Black handle, black protective collar, Ø65, handle in 90° position, pre-installed with 0/OFF I/ON label	8602C3-728-S-90X-E02	0.036	
		728	Black handle, black protective collar, Ø65, handle in 90° position, uninstalled	8602C3-728-B-90X-E08	0.040	
		728	Black handle, black protective collar, Ø65, handle in 90° position, uninstalled	8602C3-728-S-90X-E08	0.040	
		728	Black handle, black protective collar, Ø65, handle in 45° position, uninstalled	8602C3-728-B-45X-E08	0.040	
		728	Black handle, black protective collar, Ø65, handle in 45° position, uninstalled	8602C3-728-S-45X-E08Drehgr	0.040	
		729	Red handle, yellow protective collar, Ø65, handle in 90° position, pre-installed with 0/OFF I/ON label	8602C3-729-B-90X-E02	0.036	
		729	Red handle, yellow protective collar, Ø65, handle in 90° position, pre-installed with 0/OFF I/ON label	8602C3-729-S-90X-E02	0.036	
		729	Red handle, yellow protective collar, Ø65, handle in 90° position, uninstalled	8602C3-729-B-90X-E08	0.040	
		729	Red handle, yellow protective collar, Ø65, handle in 90° position, uninstalled	8602C3-729-S-90X-E08	0.040	
		729	Red handle, yellow protective collar, Ø65, handle in 45° position, uninstalled	8602C3-729-B-45X-E08	0.040	
		729	Red handle, yellow protective collar, Ø65, handle in 45° position, uninstalled	8602C3-729-S-45X-E08	0.040	
		730	Red handle, yellow protective collar, Ø65, handle in 90° position, uninstalled	8602C3-730-B-90X-E08	0.040	
		730	Red handle, yellow protective collar, Ø65, handle in 90° position, uninstalled	8602C3-730-S-90X-E08	0.040	
		730	Red handle, yellow protective collar, Ø65, handle in 45° position, uninstalled	8602C3-730-B-45X-E08	0.040	
		730	Red handle, yellow protective collar, Ø65, handle in 45° position, uninstalled	8602C3-730-S-45X-E08	0.040	
	Order Number Supplement					
	Sealing material	Silicone-free (NBR)			8602C3-xxx-B	
		Silicone			8602C3-xxx-S	

Actuators

Series 8602/3



Selection Table

Version	Picture	Assembly	Description	Order number	Weight kg	
Rotary actuator, large	 17323E00	731	Black handle, black protective collar, Ø65, handle in 90° position, uninstalled	8602C3-731-B-90X-E08	0.040	
		731	Black handle, black protective collar, Ø65, handle in 90° position, uninstalled	8602C3-731-S-90X-E08	0.040	
	 17238E00	731	Black handle, black protective collar, Ø65, handle in 45° position, uninstalled	8602C3-731-B-45X-E08	0.040	
		731	Black handle, black protective collar, Ø65, handle in 45° position, uninstalled	8602C3-731-S-45X-E08	0.040	
	Rotary actuator, small	0/OFF I/ON label provided separately. Cylinder lock not provided. Other labels must be ordered separately				
		 17325E00	734	Ø39, can be locked with one lock, 90° position	8602C3-734-B-90H-E08	0.040
734			Ø39, can be locked with one lock, 90° position	8602C3-734-S-90H-E08	0.040	
 17329E00		734	Ø39, can be locked with one lock, 45° position	8602C3-734-B-45H-E08	0.040	
		734	Ø39, can be locked with one lock, 45° position	8602C3-734-S-45H-E08	0.040	
Mushroom stay-put button		 17330E00	010	39 mm mushroom diameter, red / yellow, with yellow backing plate, for EM-STOP function	8602C3-010-B	0.050
			010	39 mm mushroom diameter, red / yellow, with yellow backing plate, for EM-STOP function	8602C3-010-S	0.050
		 17331E00	012	39 mm mushroom diameter, black / black	8602C3-012-B	0.050
	012		39 mm mushroom diameter, black / black	8602C3-012-S	0.050	
	 17332E00	015	55 mm mushroom diameter, red / yellow, with yellow backing plate, for EM-STOP function	8602C3-015-B	0.055	
		015	55 mm mushroom diameter, red / yellow, with yellow backing plate, for EM-STOP function	8602C3-015-S	0.055	
	 17333E00	712	55 mm mushroom diameter, black / black	8602C3-712-B	0.055	
		712	55 mm mushroom diameter, black / black	8602C3-712-S	0.055	
Twin pushbutton	 17334E00	023	with red and green button labels; select other labels from the accessories	8602C3-023-B	0.045	
		023	with red and green button labels; select other labels from the accessories	8602C3-023-S	0.045	

Order Number Supplement




Sealing material	Silicone-free (NBR)	8602C3-xxx-B
	Silicone	8602C3-xxx-S

E4

Actuators

Series 8602/3

Selection Table

Version	Picture	Assembly	Description	Order number	Weight kg
Indicator lamp bezel		054	with caps in all colors (red, green, white, blue, yellow)	8602C3-054-B-C06	0.024
		054	with caps in all colors (red, green, white, blue, yellow)	8602C3-054-S-C06	0.024
Illuminated pushbutton		735	with coloured labels in all colours (red, green, white, blue, yellow)	8602C3-735-B-C06	0.035
		735	with coloured labels in all colours (red, green, white, blue, yellow)	8602C3-735-S-C06	0.035
Potentiometer bezel		092	0-6; 0-10 and 0-100 labels, provided separately	8602C3-092-B-P04	0.035
		092	0-6; 0-10 and 0-100 labels, provided separately	8602C3-092-S-P04	0.035

Order Number Supplement

Sealing material	Silicone-free (NBR)	8602C3-xxx-B
	Silicone	8602C3-xxx-S

Explosion Protection

Global (IECEx)

Gas and dust	IECEx PTB 13.0047U Ex e IIC Gb Ex tb IIIC Db
--------------	--

Europe (ATEX)

Gas and dust	PTB 13 ATEX 1019 U ⊕ II 2 G Ex e IIC Gb ⊕ II 2 D Ex tb IIIC Db
--------------	--

Certifications and certificates

Certificates	IECEx, ATEX
--------------	-------------

Technical Data

Ambient conditions

Operating temperature	Silicone-free (NBR)	-20 to +60 °C
	Silicone:	-60 to +70 °C
Maximum relative humidity	max. 50% (+40 °C) max. 90% (+20 °C)	
Storage temperature	Silicone-free (NBR):	-25 to +60 °C
	Silicone:	-60 to +70 °C
Use at the height of	Actuators with silicone seals have coloured labels on the bottom. < 2,000 m	

Mechanical data

Material	polyamide
Degree of protection	IP66 (IP68 on request)
Service life	≥ 100,000
Degree of pollution	3
Impact strength	7 J (EN 60079-0) min. IK08 (EN 62208) 4 J (EN 60079-0: illuminated pushbutton and indicator lamp bezel)
Dimensions	see dimensional drawings
Tightening torque of the locknut	3 Nm

Actuators

Series 8602/3



Functions	
Pushbutton actuator	Spring return function; interchangeable identification plates
Mushroom pushbutton actuator	Spring return function; replaceable designation labels; Ø 39 or Ø 55 mm mushroom diameter
Mushroom stay-put button actuator	Press to lock, turn right to unlock; mushroom diameter Ø 39 mm or Ø 55 mm in black or red / yellow, yellow backing plate enclosed, for use for EM-STOP function
Actuator for mushroom stay-put button (key lock, key release)	Press to lock, unlocking only possible via key; mushroom diameter Ø 39 mm red or black, yellow support plate enclosed, can be used for EM-STOP function; standard locking MS1
Key-operated switch actuator	Switch function with 2 or 3 latching positions; key removable in all positions; "spring return" and/or "key not removable" functions are codeable; MS1 or KMS1 standard locking devices
Twin pushbutton actuator	Spring return actuator; 2 pushbuttons in one actuator; interchangeable identification plates
Rotary actuator, axial	Switch function with 2 or 3 latching positions; black
Closing part	For closing off unused holes in cover Ø 30.5 mm
Rotary actuator, small	Switching function; black, Ø 39 mm
Rotary actuator, large	Switching function; black or red / yellow, Ø 65 mm
Potentiometer	Infinitely variable; black, Ø 39 mm
Illuminated pushbutton	Spring return / illumination function; replaceable colour filters; Ø 39 mm mushroom diameter
Indicator lamp	Illumination function; replaceable coloured caps; Ø 39 mm

Use of the actuators













BG: 8602/3-xxx	Actuator	Actuation direction	Type of possible built-in elements						
			8082 1/2 elements	3 elements	4 elements	8010	8208/24	8008	8006
			Standard	Pressure plate SAP No.					
001	Pushbutton	axial	x	215436	215437	--	x	--	--
003	Mushroom pushbutton, black	axial	x	215436	215437	--	x	--	--
004	Mushroom pushbutton, red	axial	x	215436	215437	--	x	--	--
006	Mushroom stay-put button with key lock	axial	x	215436	215437	--	x	--	--
008	Key-operated switch	axial	x	--	2 x 221707	--	--	--	--
009	Mushroom stay-put button with key lock, EM-STOP	axial	x	215436	215437	--	x	--	--
010	Mushroom stay-put button, EM-STOP	axial	x	215436	215437	--	x	--	--
012	Mushroom stay-put button, black	axial	x	215436	215437	--	x	--	--
014	Mushroom pushbutton, red, Ø55	axial	x	215436	215437	--	x	--	--
015	Mushroom stay-put button, EM-STOP, Ø55	axial	x	215436	215437	--	x	--	--
023	Twin pushbutton	axial	x	--	2 x 221706	--	--	--	--
054	Indicator lamp bezel	--	--	--	--	x	--	--	--
092	Potentiometer bezel	radial	--	--	--	--	x	--	--
703	Mushroom pushbutton, black, Ø55	axial	x	215436	215437	--	x	--	--
712	Mushroom stay-put button, black, Ø55	axial	x	215436	215437	--	x	--	--
726	Axial rotary actuator, not padlockable	axial	x	--	2 x 221707	--	--	--	--
727	Axial rotary actuator, padlockable	axial	x	--	2 x 221707	--	--	--	--
728	Large rotary actuator, increased height, BK-BK	radial	--	--	--	--	--	x	x
729	Large rotary actuator, increased height, RD-YE	radial	--	--	--	--	--	x	x
730	Large rotary actuator, RD-YE	radial	--	--	--	--	--	x	x
731	Large rotary actuator, BK-BK	radial	--	--	--	--	--	x	x
734	Rotary actuator small, padlockable	radial	--	--	--	--	--	x	--
735	Illuminated pushbutton	axial	x	--	--	x	--	--	--

E4














Actuators

Series 8602/3

Accessories and Spare Parts

Designation	Figure	Description	Art. no.	
Spare key		for all key-operated buttons and key-operated switches		
		standard locking MS1	107109	
	10545E00	Special locking MS2 ... MS20 (specify as text)	107110	
		For tightening plastic locknut	169101	
Pressure plates		Ø 37 mm	215436	
	17607E00			
		Ø 48.5 mm	215437	
	17608E00			
		for twin pushbutton	221706	
	17609E00			
		for key-operated switch and axial rotary actuator	221707	
	17610E00			
Protective collar and locking devices		8602C3-751 for mushroom stay-put button with key lock / mushroom stay-put button	BG 006/009/010/012	245944
	17339E00			
		8602C3-752 for actuated mushroom stay-put button	BG 010/012	244869
	17338E00	8602C3-753 for unactuated pushbutton	BG 001	244870
		8602C3-758 for unactuated mushroom stay-put button	BG 010/012	244874
	17340E00			
		8602C3-754 for actuated pushbutton	BG 001	244871
17353E00				
	8602C3-755 for unactuated pushbutton	BG 001	244872	
17352E00				
	8602C3-756 for actuated mushroom stay-put button	BG 010/012	244873	
17351E00				











Accessories and Spare Parts

Designation	Figure	Description	Art. no.
Label holder		for Ø39 actuators	
	 17341E00	Size 1 label holder, without insert disc, 1-row label	223566
	 17342E00	Size 2 label holder, without insert disc, 1- or 2-row label	223567
	 17343E00	Size 3 label holder, without insert disc, 1-, 2- or 3-row label	223568
Insert discs for label holder		Size 1 plain	238271
		Size 1: Specify label text	238274
		Size 2 plain	238272
		Size 2: Specify label text	238275
		Size 3 plain	238273
		Size 3: Specify label text	238276
Label, yellow, general	 17370E00	for Ø39 actuator (EM-STOP)	223571
	 17344E00	for Ø55 actuator (EM-STOP)	223572
	 17345E00	for special, Ø55 actuator (EM-STOP), e.g. Type 8040	223573
Label, small rotary actuator		Labels for small BG 734 rotary actuator	
	 17348E00	Ø30.8; 0/OFF I/ON	227489
	 17393E00	Ø30.8; 0 I	227490
	 17394E00	Ø30.8; I 0 II	227491
	 17395E00	Ø30.8; 0 I	227492
	 17396E00	Ø30.8; 0/OFF o I/ON	227493
	 17397E00	Ø30.8; Manual 0 Auto	227494
	 17425E00	Ø30.8; plain	227495















Actuators

Series 8602/3

Accessories and Spare Parts

Designation	Figure	Description	Art. no.
Label, large rotary actuator		Labels for large BG 728/729/730/731 rotary actuator	
	 17347E00	Ø58; 0/OFF I/ON	227004
	 17399E00	Ø58; 0 operation I	227005
	 17400E00	Ø58; 0 I II	227006
	 17401E00	Ø58; I 0 II	227007
	 17402E00	Ø58; I II	227008
	 17403E00	Ø58; 0 I	227009
	 17404E00	Ø58; I 0 I 0	227010
	 17405E00	Ø58; Manual 0 Auto	227011
	 17406E00	Ø58; 0/OFF 0 I/ON	227012
	 17407E00	Ø58; 0/OFF I/ON, yellow	227013

















Accessories and Spare Parts

Designation	Figure	Description	Art. no.	
Label, axial rotary actuator	 17419E00	Labels for axial BG 726/727 rotary actuator Ø30.8; 0/OFF I/ON	240472	
	 17421E00	Ø30.8; I 0 II	240474	
	 17422E00	Ø30.8; 0 I	240475	
	 17424E00	Ø30.8; Manual 0 Auto	240477	
	 17425E00	Ø30.8; plain	227495	
	Closing part	 17426E00	8602C3-733-B for closing unused holes in cover, Ø30.5 mm, NBR	244306
8602C3-733-S for closing unused holes in cover, Ø30.5 mm, silicone			244307	
Cylinder lock	 05445E00	for locking in the switched-off state (Ø 3 bracket)	107115	
Symbol labels for pushbuttons and selector switches	Packing unit: 100 pieces			
	Colour Text			
	 16237E00	blue	Blank label without text	215427
	 16238E00	yellow	Blank label without text	215428
	 16239E00	red	Blank label without text	215423
	 16234E00	green	Blank label without text	215424
	 16233E00	white	Blank label without text	215426
	 05585E00	black	Blank label without text	215425
 12627E00	black	I	227747	

Actuators

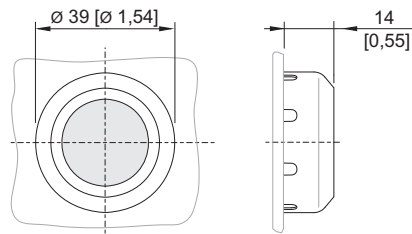
Series 8602/3

Accessories and Spare Parts

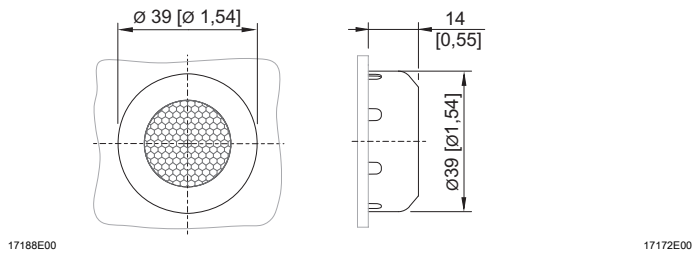
Designation	Figure	Description	Art. no.
Symbol labels for pushbuttons and selector switches	 09240E00	green I	227750
	 16232E00	white I	227751
	 15198E00	black II	227754
	 05598E00	black II	227753
	 05596E00	red O	227740
	 16231E00	black O	227741
	 05600E00	red "	224243
	 05605E00	black	227778
	 16244E00	black EIN	227808
	 05579E00	red OFF	227814
	 09265E00	red Aus	227810
	 05631E00	black Aus	227811
	 16094E00	red STOP	227804
	 09269E00	blue RESET	227926
	Colour filter	 17596E00	for illuminated pushbuttons All colours packaged
Caps	 17597E00	for indicator lamps All colours packaged	248685

Dimensional Drawings (All Dimensions in mm [inches]) – Subject to Alterations

Actuators with axial actuation



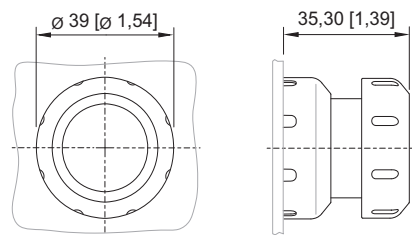
8602/3-001 Pushbutton



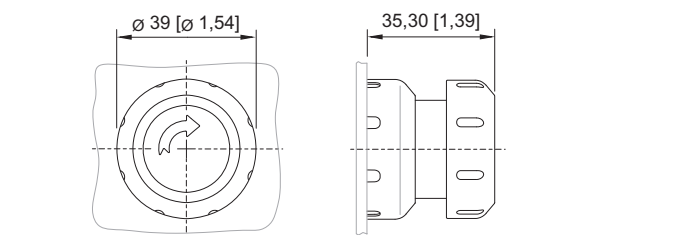
17188E00

17172E00

8602/3-735 Illuminated pushbutton



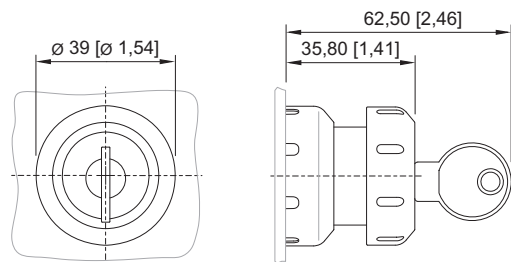
8602/3-003 Mushroom pushbutton, black
8602/3-004 Mushroom pushbutton, red / black



17181E00

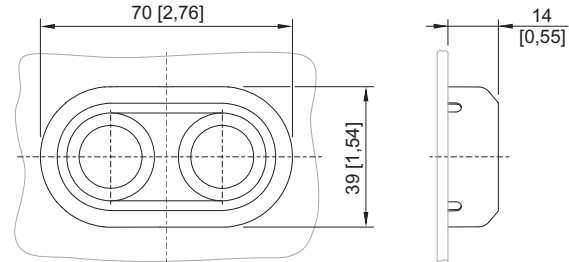
17186E00

8602/3-010 Mushroom stay-put button red / yellow
8602/3-012 Mushroom stay-put button black / black



8602/3-006 Mushroom stay-put button with key lock red / black
8602/3-009 Mushroom stay-put button with key lock red / yellow

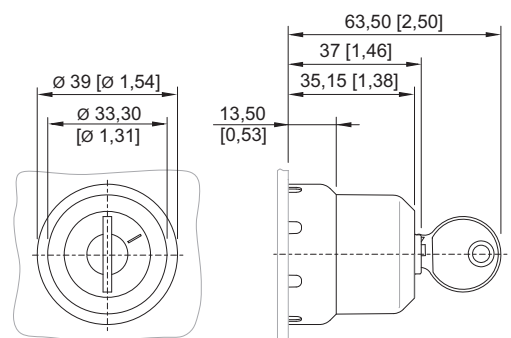
17187E00



17187E00

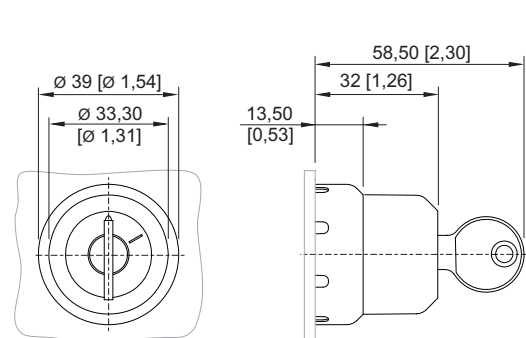
17177E00

8602/3-023 Twin pushbutton



8602/3-008 KMS Key-operated switch

17180E00



8602/3-008 MS Key-operated switch

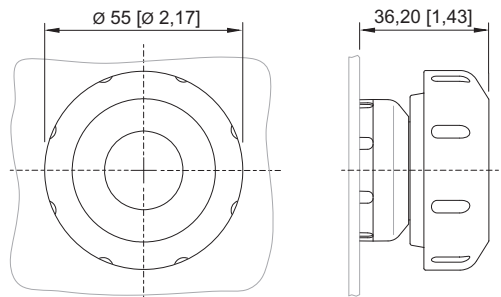
17349E00

Actuators

Series 8602/3

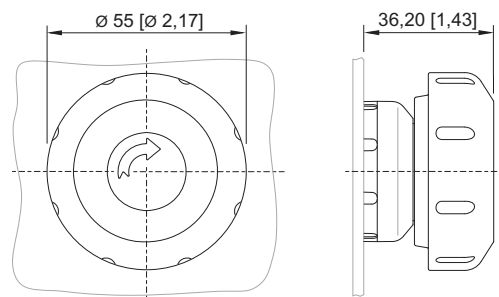
Dimensional Drawings (All Dimensions in mm [inches]) – Subject to Alterations

Actuators with axial actuation



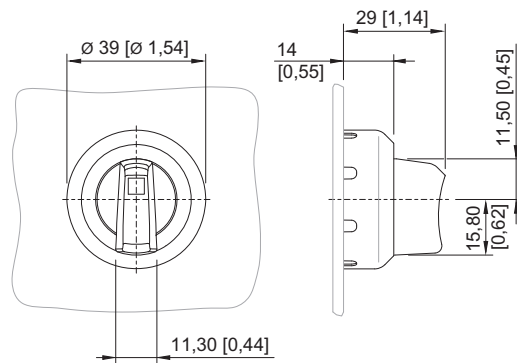
17179E00

8602/3-014 Mushroom pushbutton, red / black
8602/3-703 Mushroom pushbutton, black / black



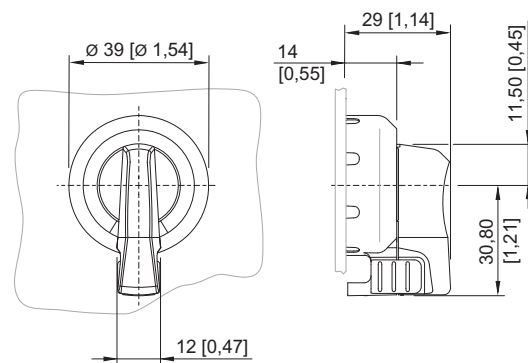
17178E00

8602/3-015 Mushroom stay-put button red / yellow
8602/3-712 Mushroom stay-put button black / black



17175E00

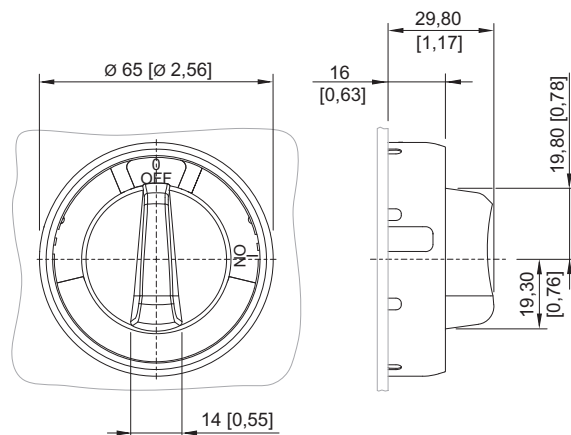
8602/3-726 Axial rotary actuator



17174E00

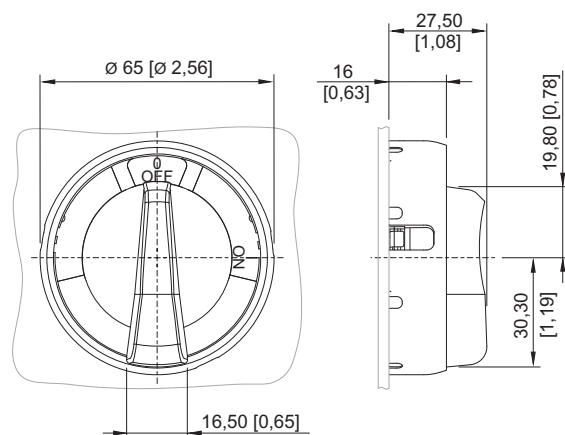
8602/3-727 Axial rotary actuator

Actuators with radial actuation



17184E00

8602/3-728 Rotary actuator, black handle, black protective collar
8602/3-729 Rotary actuator, red handle, yellow protective collar

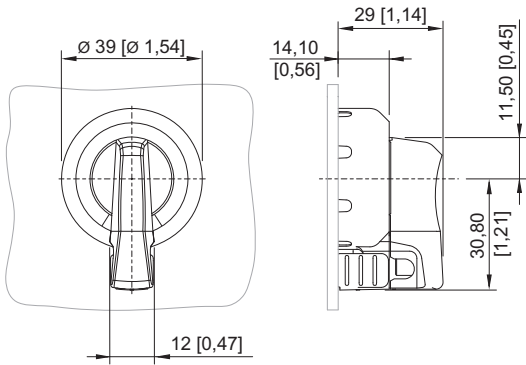


17182E00

8602/3-730 Rotary actuator, red handle, yellow protective collar
8602/3-731 Rotary actuator, black handle, black protective collar

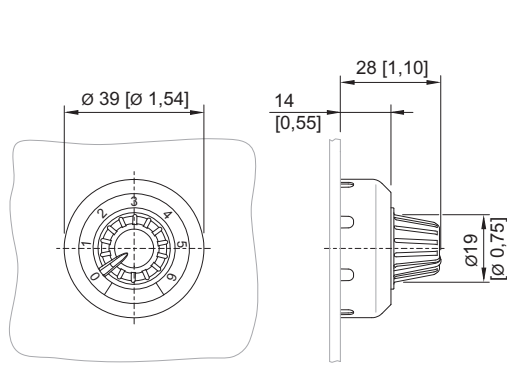
Dimensional Drawings (All Dimensions in mm [inches]) – Subject to Alterations

Actuators with radial actuation



8602/3-734 Rotary actuator, can be locked with one lock

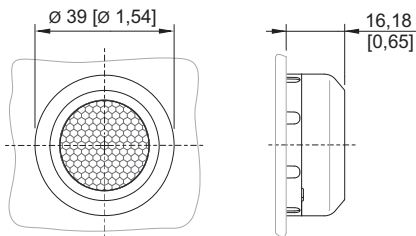
17183E00



8602/3-092 Potentiometer bezel

17176E00

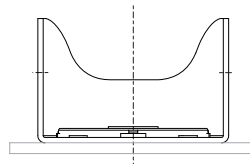
Actuators without actuation



8602/3-054 Indicator lamp bezel

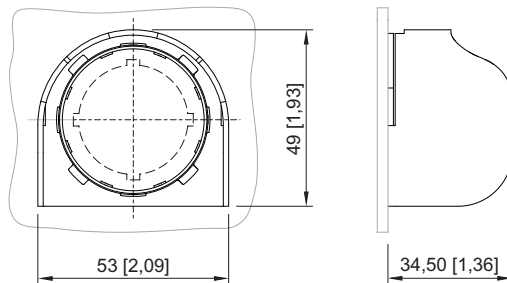
17185E00

Protective collar

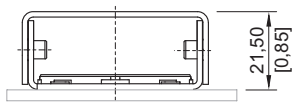


8602/3-751 Protective collar for mushroom stay-put button EM-STOP

17171E00

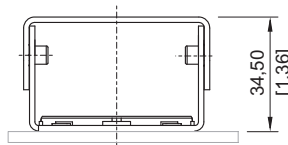


Locking device



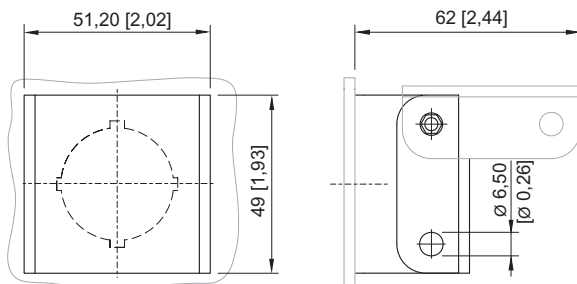
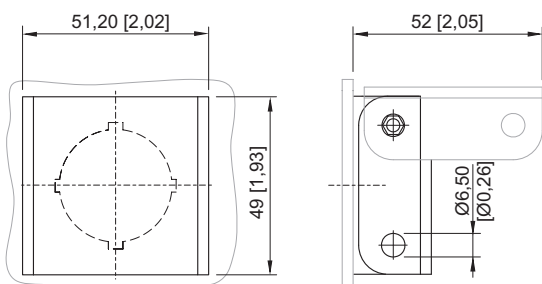
8602/3-753 H19 locking device protective flap

17169E00



8602/3-752 H29 locking device protective flap

17170E00

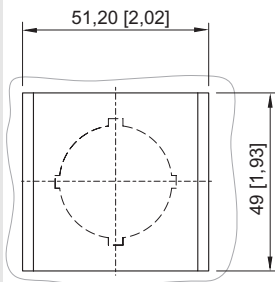
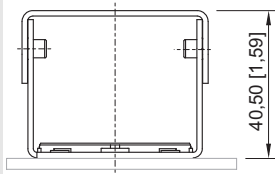


Actuators

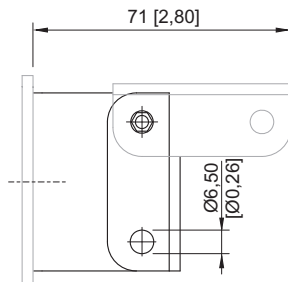
Series 8602/3

Dimensional Drawings (All Dimensions in mm [inches]) – Subject to Alterations

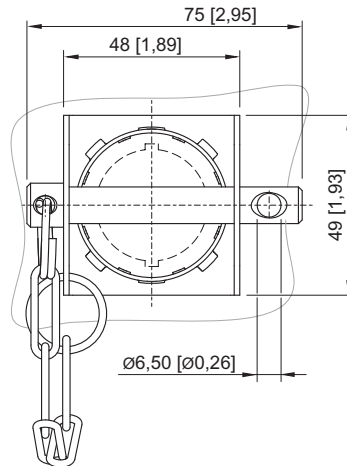
Locking device



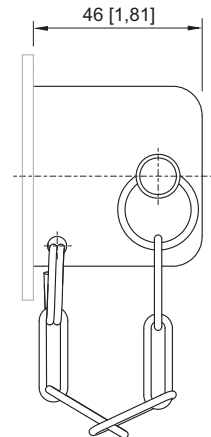
8602/3-758 H38 locking device protective flap



17165E00

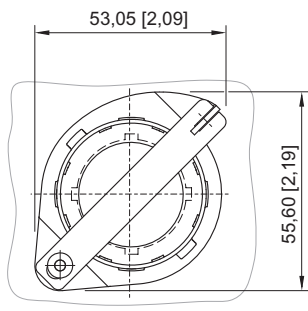


8602/3-756 Locking device for actuated mushroom stay-put button

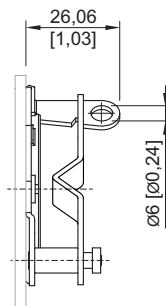


17166E00

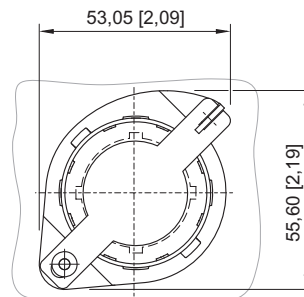
Locking device



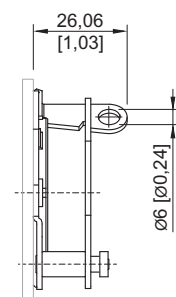
8602/3-754 Locking device for actuated pushbutton



17168E00

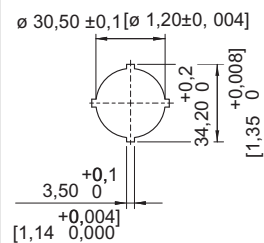


8602/3-755 Locking device for unactuated pushbutton



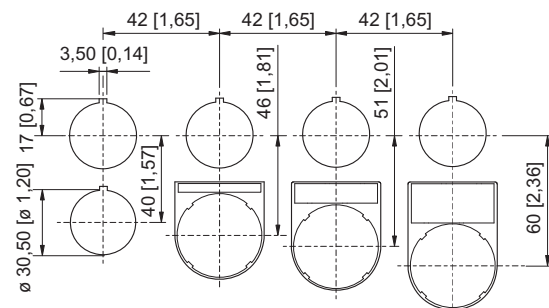
17167E00

Perforation pattern



Single perforation pattern

16360E00

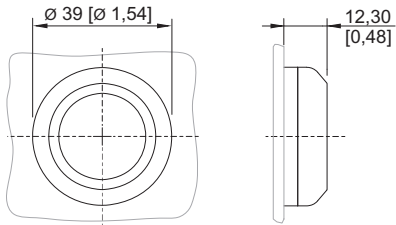


Label holder

08746E00

Dimensional Drawings (All Dimensions in mm [inches]) – Subject to Alterations

Accessories



17173E00

8602/3-733 Closing part

We reserve the right to make alterations to the technical data, dimensions, weights, designs and products available without notice. The illustrations cannot be considered binding.